


BRAND GUIDELINES


# The Micronaut<sup>®</sup> Framework



# //02

# Contents

Logo Elements	06
Logo Variations	08
Color Palette	09
Typeface	10
Minimum Size	13
Placement	14
Unacceptable Useage	15
Micronaut in Text	24
Sally the Astronaut	25
Notices	26
Summary	27
Contact	28



M I C R O N A U T<sup>®</sup>

**A modern, JVM-based, full-stack framework  
for building modular, easily testable  
microservice and serverless applications.**

//03



M I C R O N A U T <sup>®</sup>

BY OBJECT COMPUTING


//04

Micronaut logos and design marks are proprietary assets owned by **Object Computing, Inc. (OCI)** and are trademarks owned by OCI and registered in various jurisdictions. We ask that you refrain from using Micronaut logos (as outlined in the next section) unless you are specifically licensed or authorized to use them by the Micronaut brand team.

Please contact us by emailing [info@micronaut.io](mailto:info@micronaut.io) for more information or to request authorization.

//05

The following guidelines outline how and where you may use Micronaut logos in print and digital assets. Micronaut logos may be used only in accordance with these directives and with the written permission of OCI. All other use is prohibited.



//06

# Primary Symbol

Logo  
Elements



The official Micronaut logo consists of the Micronaut swirl and the symbol “μ” (the Greek symbol for “micro”), followed by the stylized version of the word "Micronaut" in all caps (“Micronaut logo text”) followed by the registered trademark symbol ®.

Horizontal and stacked versions of the logo are available for placement in different layouts.

## HORIZONTAL




## STACKED




# Logo Variations

//08

Certain additional entities and products incorporate the Micronaut logo into their logos. These include (but are not limited to) Micronaut Data, Micronaut Launch, and the Micronaut Foundation.




M I C R O N A U T<sup>®</sup>  
L A U N C H



Unless otherwise indicated, all guidelines outlined in this document apply to the swirl, the Micronaut logo text, the Micronaut Data logo, the Micronaut Launch logo, the Micronaut Foundation logo, and any other logo within the Micronaut brand family, even if all versions are not referenced in a given example.



Micronaut logos may be displayed in black (#000000) and white (#ffffff).



The black logo should be used on a solid white background and light colored backgrounds.



For solid black or colored backgrounds, use the white logo, unless the background color is light enough that the white logo becomes washed out.

Always ensure the logo is legible.

# Color Palette

# Typeface

Fira Sans is the official font family of the Micronaut framework.

//10

Aa

Aa	Bb	Cc	Dd	Ee	Ff
Gg	Hh	Ii	Jj	Kk	Ll
Mm	Nn	Oo	Pp	Qq	Rr
Ss	Tt	Uu	Vv	Ww	Xx
Yy	Zz	00	01	02	03
04	05	06	07	08	09

# Logo Font

The logo text font is Roboto.


When used as a logo, the word Micronaut should always be in all caps followed by the registered trademark symbol ®.

//11



//12

In standard instances of the logo, the "naut" section of the text is a lighter font weight than the "micro" section.



Versions of the logo have been produced in which the font weight is consistent. These specific versions may be used only in this approved format; they should not be altered in any way.

# Font Weight

---

//13

# Minimum Size

The Micronaut logo should always be large enough to ensure legibility.

Print and a pixel minimum-size requirements are in place to ensure readability at reduced sizes.

## FOR DIGITAL DISPLAY

The swirl icon plus Micronaut text must be a minimum of 300 pixels in width for the horizontal version.

In the stacked version, the widest text below the swirl must be a minimum of 200 pixels in width.

When using the swirl alone, the logo must be a minimum of 75 pixels in width.

## IN PRINTED MATERIALS

The swirl icon and Micronaut portion of the logo must be a minimum of 2.5 inches (6.35 cm) in width for the horizontal version.

In the stacked version, the widest text below the swirl must be a minimum of 1.25 inches (3.175 cm) in width.

When using the swirl alone, the logo must be a minimum of 1 inch (2.54 cm).



# Clear Space

The Micronaut logo should be given optimal staging in layouts. Minimum clear space is equal to the height of the M in Micronaut. Never use less than the minimum clear space. Clear space is always relative to the size of the logo.



## Logo Placement

---

# Unacceptable Usage

Design and usage standards ensure that the Micronaut logo brand identity is instantly recognizable however and wherever it is used.

Please follow brand guidelines carefully and avoid unauthorized variations such as those displayed here.



# Unacceptable Usage

Never display the Micronaut logo without the registered trademark symbol next to the Micronaut logo text.



The Micronaut logo text should never be used alone without the swirl.



The Micronaut swirl may be used alone, but only if the word Micronaut and registered trademark symbol are prominently visible in accompanying text.





# Unacceptable Usage

Never display the logo in any color other than black or white.




Never display the logo in more than one color (i.e., black text and white swirl or vice versa).



# Unacceptable Usage

Always maintain the logo's original aspect ratio; do not stretch the logo in any direction.



M I C R O N A U T



# Unacceptable Usage

Never alter the logo to place the product name in lowercase letters.




Never change the font of the Micronaut product name.

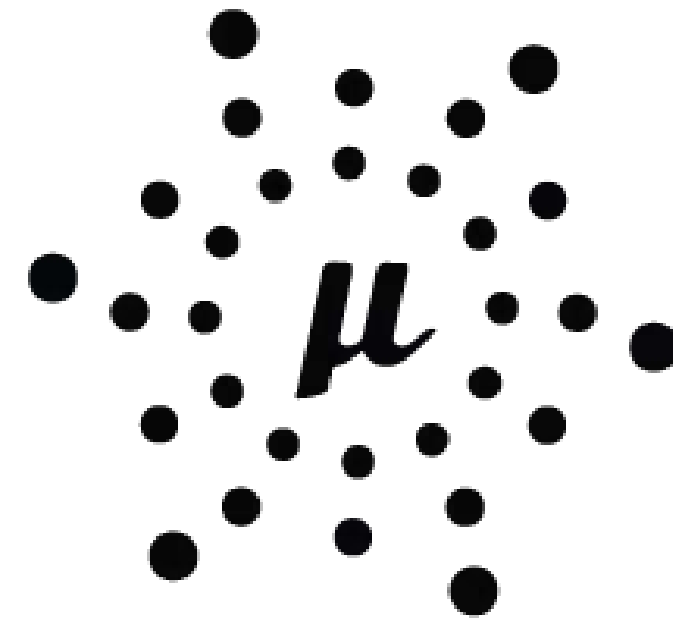


# Unacceptable Usage

Never remove the symbol from the center of the Micronaut swirl.




Never change the number of dots in the Micronaut swirl.




# Unacceptable Usage

Never add additional text to the Micronaut logo that is not part of the original asset.



Never combine the Micronaut logo with another product logo.



# Unacceptable Usage

Never add a drop shadow to any part of the Micronaut logo.



Never display the Micronaut logo at an angle; the Micronaut text should always be horizontal.



# Unacceptable Usage

Do not place the Micronaut logo on a four-color photograph or other multicolored background.



Do not place the Micronaut logo on a red background.





//24

# Micronaut in Text

The Micronaut word in paragraph text should always be printed with the 'M' capitalized and the remainder of the name in lowercase letters.

The first use of the word Micronaut in running text should always be followed by the registered trademark symbol ®. Micronaut should always be used as an adjective (e.g., Micronaut® framework) and not as a noun or in the possessive.

Micronaut should never be used as part of a product name.




Sally the astronaut is the Micronaut framework's mascot.

Sally may be used only if the word Micronaut and registered trademark symbol are prominently visible in accompanying text.

All guidelines that apply to Micronaut logos also apply to Sally the astronaut. No changes should be made to Sally the astronaut without prior approval from Object Computing.

# Sally the Astronaut



# Notices

Any authorized use of the Micronaut logo or Micronaut word mark should include prominent disclosure of the following trademark notice.

"The Micronaut swirl logo is a trademark and the Micronaut word mark is a registered trademark of Object Computing, Inc. Use is for referential purposes and does not imply any endorsement or affiliation with any third-party product. Unauthorized use is strictly prohibited."

# Summary

The Micronaut logo, Micronaut Data logo, Micronaut Launch logo, Micronaut Foundation logo, Sally the astronaut, and any other graphic representations of Micronaut-related products and entities are proprietary assets owned by Object Computing, Inc. (OCI).

Use of these assets by third parties in product documentation, marketing materials, and all other print and digital communications is prohibited without express written authorization from OCI.

Third parties expressly licensed or authorized to use Micronaut logos may not alter or modify them, except as expressly outlined in this document. Any violations of the requirements in this document may be grounds for terminating any authorization or license granted by OCI. Authorization may be granted with additional restrictions not referenced here; individual authorization documentation takes precedence over information presented in this document.

//28



**OBJECT COMPUTING**

RE!MAGINE TOGETHER

# Contact

PHONE NUMBER

\_\_\_\_\_

(314) 579-0066

EMAIL ADDRESS

\_\_\_\_\_

info@micronaut.io

WEBSITE

\_\_\_\_\_

micronaut.io